









Altivar™ AC Drives

Advanced energy management
and performance in motor control

Variable Speed Drives

Process

 Mining, Minerals & Metals	 Marine
 Food & Beverage	 Water & Wastewater
 Oil & Gas	 Power Plants

Fluid Management

Altivar Process 600

Wall Mounting
0.75...315 kW
200...690 V

Cabinet Integration
0.75...2600 kW
380...690 V






Industrial Processes

Altivar Process 900

Wall Mounting
0.75...315 kW
200...690 V

Cabinet Integration
0.75...2600 kW
380...690 V

Machines

 Hoisting	 Material Handling
 Textile	 Material Working
 Packaging	

Commercial Equipment

Altivar 12

0.18...4 kW
100...240 V

Basic Machines




Altivar 310

IP20
0.75 to 22 kW
380...460 V

Simple & Advanced Machines

<p>Altivar 320B/C</p> <p>Book/compact format 0.18...15 kW 200...600 V</p>	<p>Altivar340</p> <p>Book/compact format 0.75...75 kW 380...480 V</p>
<p>Altivar 320W</p> <p>Harsh environment IP65/66 0.18...7.5 kW 380...480 V</p>	

Building

 Pumps	 Lift
 Fans & Compressors	

HVAC & Pumps

Altivar 212

IP21
0.75...75 kW
200...480 V

IP55
0.75...75 kW
380...480 V


Utilities

Altivar 610

0.75...160 kW
380...460 V

Soft Starters

Simple Machines

<p>Altistart 01</p> <p>3...85 A 110...480 V</p>	<p>Altivar Soft Starter ATS130</p> <p>38...105 A 200...480 V</p> <p></p>
--	--

Industrial Processes & Utility

<p>Altistart 22</p> <p>17...590 A 208...600 V</p>	<p>Altivar Soft Starter ATS480</p> <p>208 to 690V 17 to 1700A</p>
--	--

Please contact Customer Care Center for Stockable and Non stockable status of references.

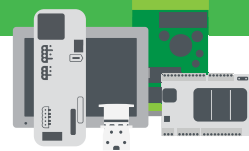
NORMAL STOCK ITEMS

W.E.F. January 17th, 2024



Altivar™ Easy 310 Drives for Simple Machines

Now available upto 22kW



*When just enough
is just right!*



Reliable & cost effective solution to manage the speed of your motors in your machines.

se.com/drives

General Purpose Drives

Altivar™ 12: Drives for 1-Phase / 3-Phase 230 Volts Input & 3-Phase 230 Volts Output



- Small: easily integrated in any machine
- Discreet & Intuitive
- Reliable: quality which stands the test of time
- High-performance: even without adjustment

kW (HD)		HP Rating	Max. continuous current(A)	Reference	Unit MRP [₹]
Single phase-Supply Voltage: 200...240V					
0.18		0.25	1.4	ATV12H018M2	On Request
0.37		0.55	2.4	ATV12H037M2	On Request
0.55		0.75	3.5	ATV12H055M2	On Request
0.75		1	4.2	ATV12H075M2	On Request
1.5		2	7.5	ATV12HU15M2	On Request
2.2		3	10	ATV12HU22M2	On Request
Three phase-Supply Voltage: 200...240V					
0.37		0.55	2.4	ATV12H037M3	On Request
0.75		1	4.2	ATV12H075M3	On Request
1.5		2	7.5	ATV12HU15M3	On Request
2.2		3	10	ATV12HU22M3	On Request
3		~	12.2	ATV12HU30M3	On Request
4		5	16.7	ATV12HU40M3	On Request

Altivar™ 310: Drives for 3-Phase 440 Volts Input & 3-Phase 440 Volts Output



- Optimized installation space & Optimized time and cost
- Service cost savings
- Easy to operate
- Easy to maintain & Easy to integrate in automation system
- 55deg Celsius ambient temperature without derating

ND	KW		Max. Continuous Current (A)		Reference	Unit MRP [₹]
	HD	ND	HD	ND		
~	0.37	~	1.5	~	ATV310H037N4E	On Request
~	0.75	~	2.3	~	ATV310H075N4E	On Request
~	1.5	~	4.1	~	ATV310HU15N4E	On Request
~	2.2	~	5.5	~	ATV310HU22N4E	On Request
4	3	8.9	7.1	~	ATV310HU30N4E	On Request
5.5	4	12.1	9.5	~	ATV310HU40N4E	On Request
7.5	5.5	16	12.6	~	ATV310HU55N4E	On Request
11	7.5	22.8	17	~	ATV310HU75N4E	On Request
15	11	30	24	~	ATV310HD11N4E	On Request
18	15	36	33	~	ATV310HD15N4E	On Request
22	18	43	39	~	ATV310HD18N4E	On Request
30	22	60	46	~	ATV310HD22N4E	On Request
18	15	36	33	~	ATV310HD15N4EF	On Request
22	18	43	39	~	ATV310HD18N4EF	On Request
30	22	60	46	~	ATV310HD22N4EF	On Request

*F refer to inbuilt EMC